

MEDICINE

NEWS FROM THE DEPARTMENT OF MEDICINE

MATTERS

MAY 2021

 **UVA Health** | DEPARTMENT OF MEDICINE

MISSION


We are dedicated to preventing disease and treating illness, educating and inspiring future leaders in the field of internal medicine, and supporting innovative biomedical research.

VALUES

We strive for a sense of community, connection, and synergy among all faculty, staff, and trainees.

PLEDGE


We will conform to the highest ethical standards, uphold the values of our partner organizations, and give back to our community through public service.



DoM WEBSITE 

GRAND ROUNDS 

HIGHLIGHTED DIVISION . . . 

MINDFULLNESS MATTERS . . . 

GIVE TO DOM 

SUBSCRIBE 

MESSAGE FROM THE CHAIR



I hope that everyone is doing well and enjoying the wonderful spring weather. It is fitting that we focus on the Division of Asthma, Allergy, and Immunology this month since with the arrival of spring comes the inevitable onslaught of allergic symptoms! Our colleagues in this division are world leaders in the field and have made seminal discoveries in allergic diseases. Our new Division Chief, Dr. Michael Nelson, will, without a doubt, continue this tradition of excellence in research, education, and clinical care. Dr. Nelson is already establishing the group as leaders in understanding allergic reactions to the mRNA COVID-19 vaccines. Please enjoy reading about their research, clinical programs, and educational offerings. I am sure that you will be impressed.

With best wishes,

Mitchell H. Rosner, MD, MACP
Henry B. Mulholland Professor of Medicine
Chair, Department of Medicine



UVA Health

DOM FINANCIAL UPDATE

Department of Medicine Summary of Consolidated Financials FY21 as of March 31, 2021

	Budget YTD	Actual YTD	\$ Variance YTD
Work RVUs	693,771	717,361	23,590
Clinical Receipts (NPSR)	46,208,572	46,351,539	142,968
Total Revenues	137,614,343	134,283,150	(3,331,193)
Total Expenditures	139,157,729	135,212,217	3,945,512
Net Income	(1,543,386)	(929,067)	614,319

Summary Explanation of Variance:

For the fiscal year through March 31, 2021 DOM posted a consolidated net loss of \$929K and an unfavorable variance to net income budget of \$614K.

Clinical productivity outperformed budget despite the COVID-19 pandemic.

Clinical revenues underperformed budget by \$829K driven by financial mitigations (Indigent Care), less Medical Center support (MOU) and delays in revenue accruals from Outreach Programs.

Non-clinical revenues underperformed budget by \$2.5M driven by required FY20 clinical deficit support recorded in FY21, reduced Medical Center support (Funds Flow) and lower grant expenditures.

Academic personnel and Non-personnel expenditures outperformed budget driven by the impact of financial mitigation efforts by unfavorable clinical personnel expenditures.

Total revenues include \$1.1M Endowment revenue received for April through June.

Total expenditures include \$104K pension charge back adjustment for April through June.

New Hematology/Oncology Studies Opened Since March 1, 2021

LCM: Lymphoma/CLL/Myeloma

A Randomized, Phase IIB, Multicenter, Trial of Oral Azacytidine Plus Romidepsin versus Investigator's Choice in Patients with Relapse or Refractory Peripheral T-cell Lymphoma (PTCL)

IRB #

HSR200080

CT. Gov. ID:

NCT04747236

Sponsor Protocol PTCL-001 Sponsor: Columbia University

Principal Investigator: Marchi, Enrica Study Contact: Aishling Rada jdp5pg@virginia.edu

Kim A Bullock kb9d@virginia.edu 434-924-0180

Melanoma

IRB # A Phase II Study of Biomarker Driven Early Discontinuation of Anti-PD-1 Therapy in Patients with Advanced Melanoma (PET-Stop)

HSR200378

CT. Gov. ID:

NCT04462406

Sponsor Protocol EA6192 Sponsor: ECOG-ACRIN

Principal Investigator: Gaughan, Elizabeth Study Contact: Not specified

Thoracic

A randomized phase II trial of adjuvant Pembrolizumab versus observation following curative resection for stage I non-small cell lung cancer

(NSCLC) with primary tumors between 1-4 cm

IRB #

HSR200297

CT. Gov. ID:

NCT04317534

Sponsor Protocol LUN18-153 Sponsor: Big Ten Cancer Research Consortium

Principal Investigator: Hall, Richard Study Contact: Gracie Hockenberry mgt4n@virginia.edu 434-297-7784

THANK YOU!

TO ALL THOSE WHO HAVE BEEN VOLUNTEERING AT UVA COMMUNITY COVID-19 TESTING SITES

DOM UPDATES & NOTES



Justin Mutter, MD



Laurie Archbald-Pannone, MD



Karen Warburton, MD



Stacy Park, MD



Michael Salerno, MD, PhD



John Kim, MD



Christopher Moore, MD



Sagal Mohamed, MD



Todd Villines, MD



Manley Huang, PhD

Awards and Achievements

Congratulations to The Virginia at Home research team, which includes **Drs Justin Mutter and Aaron Yao** in the Division of Geriatric Medicine, on publishing their article *“In Traditional Medicare, Modest Growth In The Home Care Workforce Largely Driven By Nurse Practitioners”* on the home care workforce, in *Health Affairs*, the nation’s leading health policy journal.

Congratulations to **Dr Laurie Archbald-Pannone** on the publication of her article on the importance of re-focusing preventive care and annual wellness in *The Conversation*, *“A pandemic lesson: Older adults need to go back to their doctor and make preventive care a top priority”*.

Congratulations to **Dr Karen Warburton**, who will be inducted into the *Alpha Omega Alpha Honor Society*.

Congratulations to UVA ID fellow **Dr Stacy Park** (mentor Dr Amy Mathers) won her selection for the *Alpha Omega Alpha Society*.

Congratulations to **Dr Michael Salerno, MD, PhD**, for being named to the *Alpha Omega Alpha Honor Society*.

Congratulations to **Dr John Kim** for publishing his work, *“Associations of D-dimer with CT Lung Abnormalities, Serum Biomarkers of Lung Injury, and Forced Vital Capacity: MESA Lung Study”*, in the *Annals of the American Thoracic Society*.

Congratulations to **Dr Chris Moore** and UVA Radiology’s ‘s Dr Juliana Bueno on their collaborative publication, *“Atypical Pneumonia: Definition, Causes, and Imaging Features.”*

Congratulations to Infectious Diseases fellow **Dr Sagal Mohamed** and her mentor, **Dr Scott Heysell** on this new paper: *“Levofloxacin pharmacokinetics in saliva as measured by a mobile microvolume UV spectrophotometer among people treated for rifampicin-resistant TB in Tanzania.”*

Congratulations to **Dr Todd Villines** on being the recipient of the Society of Cardiovascular Computed Tomography (SCCT) 2021 Gold Medal Award. The Gold Medal is the highest honor bestowed by SCCT. It acknowledges outstanding leaders who have made landmark contributions to the field of cardiovascular CT and to the Society. The award recognizes SCCT members who best exemplify leadership and a lifetime commitment to clinical excellence, research and education.

We want to extend our best wishes to **Dr Manley Huang**, who departed the Division of Hematology/Oncology at the end of April to pursue other interests. The Division wishes him well.

The Division of Hematology/Oncology would like to welcome three new Advanced Practice Providers:

Jenna Ally - supporting GI Medical Oncology, (March 2021)

Jenna Campo - supporting GI Medical Oncology, (May 2021)

Emily Stubbs - supporting Medical Oncology for Head & Neck/Melanoma, (May 2021)

Welcome To The World



Congratulations to second year Cardiovascular fellow Mike Zimmerman and wife Maggie on the birth of daughter Eleanor "Lennie" Jane on April 7, 2021.

WE NEED YOU!

SIGN UP TO BE A VACCINATOR OR VOLUNTEER SCREENER

Seminole Square Vaccination Clinic

IN SHOCK

May 12th Wednesday 7 - 8:30 p.m.

Come join the Women In Internal Medicine Network and Dr. Marcia Childress for a casual discussion about Dr. Rana Awdish's book *In Shock*.

Dr. Marcia Childress is the Director of the Programs in Humanities at the Center for Health Humanities and Ethics, University of Virginia School of Medicine.

**Event will be held via Zoom.*

Department of Medicine GRAND ROUNDS
FRIDAYS AT NOON via Zoom
Click for details and schedule.

UVA FACILITIES MANAGEMENT
APPRENTICESHIP PROGRAM
APPLICATIONS OPEN APRIL 23-MAY 16

PLUMBING **ELECTRICAL**
MASONRY **HVAC**
CARPENTRY

APPLY TODAY: <https://apprenticeship.fm.virginia.edu/>



Follow DOM on Twitter.

Achievements and Welcomes



Monica Olsen Retiring

Monica Olsen, Fellowship Coordinator for Nephrology, will be retiring effective May 21st (although Monica's last day in the office was Friday, April 23rd).

Monica joined the education team in May of 2013, working as the Fellowship Coordinator for GI and then on to Nephrology in March of 2015. Monica's contributions and dedication to the team, her divisions, and the Department have been nothing short of outstanding! She has worked tirelessly over the past eight years and has earned the reputation of being our most meticulous note-taker. Attention to detail was her trademark attribute, and she has been recognized and awarded by the Department and the University as an "outstanding contributor" and "employee of the month." During her tenure as Fellowship Coordinator, she also earned her C-TAGME professional certification (Training Administrators of Graduate Medical Education).

Monica's plans for retirement, in her own words:

"In the near term, I'll be doing day trips in Virginia (hikes along the Skyline Drive and Sky Meadows State Park), visiting historic places (at least the outside), and exploring the neighborhoods of DC. Once we have herd immunity (I am an optimist), I plan to visit family and friends on the West Coast and then venture overseas to visit friends and family in England, Norway, and France. In the meantime, I'll need

to brush up on my language skills. Once I have all of that out of my system, I'll see where I can give back to my community, as so much has been given to me.

I wish the best to all of the incredibly dedicated and hardworking employees in the Department of Medicine and UVA. It has been an honor to work with you."

Please join us in wishing Monica the very best in her retirement.



Brittany Davis Joins Education Team

Please join me in welcoming our newest member of the medical education team – Brittany Davis. Brittany has been with UVA since 2015. She began working with the School of Medicine in 2018 and discovered her true passion for coordinating and advocating for students. Some of you might recognize her name from the unique clerkship, PACLAC, where you graciously took 3rd-year medical students during this crazy Covid year.

Brittany enjoys being with family in her spare time, embracing everything Disney, going to the beach, and being outdoors with her husband and golden doodle puppy, Charlie Ann.

Brittany will be working as the Fellowship Coordinator for Nephrology following Monica Olsen's retirement this past week. We are thrilled to have Brittany working with the Department and on the central education team.

Advanced cancer-screening gear coming to Culpeper hospital



Dr. Pranav Patel, with UVA Cancer Care, in his office at Culpeper Medical Center. Patel's patients will benefit from new access to a PET/CT scanner.

By Clint Schemmer [original article](#) appears in the Culpeper Star-Exponent

A new element of life-saving convenience is about to come to Culpeper.

Early this month, UVA Cancer Care will start examining people once a week at Culpeper Medical Center using a state-of-the-art, mobile PET/CT scanner. Hospital physicians hope the service will “go live” about April 9.

The all-white tractor-trailer unit will park outside the hospital, link with its computer network and allow specialists to do positron emission tomography and computed tomography scans on oncology patients and others.

Before, patients had to drive at least 45 minutes away to Gainesville, Charlottesville or elsewhere to have such imaging done as part of their cancer diagnosis, treatment or follow-up, Novant Health UVA Health System said.

“Having this resource is huge,” Dr. Pranav Patel, medical oncologist at Culpeper Medical Center, told the Star-Exponent. “It is a game-changer for us to be able to provide this care locally.”

Having to drive to the University of Virginia's facilities in Charlottesville for that kind of examination is a real burden for many patients and their families, Patel, chief of Culpeper Medical Center's Department of Medicine, said in an interview.

“Many of our patients are older folks in their 70s and 80s. They may not have the wherewithal to drive themselves or have family backup for transportation,” he said. “And we're all going to be there at some point. Soon, this will be easy to do in their own backyard.”

The Culpeper hospital has had to refer patients elsewhere for at least seven years to receive such imaging services, Patel said. A mobile PET/CT scanner has been available in Gainesville, to the east of Culpeper in Prince William County, for years.

Now, Culpeper-area patients will get the same level of expert, experienced care as they would at U.Va., Patel said. Their scans will be read by nuclear-medicine physicians in Charlottesville, but patients won't have to make the round trip, he said.

The UVA cancer subspecialty experts, who work with the Culpeper hospital's teams, are world-class at what they do, a Novant Health UVA Health System spokeswoman said.

Tapping UVA's board-certified physicians to read these scans lends greater accuracy to the results, Patel said. Two years ago, Culpeper Medical Center started reading such scans with their remote colleagues through a joint venture with Novant, he said.

The Culpeper and Charlottesville experts work closely together for diagnosis, patient care and collaboration, Patel said. “That not only benefits our community team but also our main campus at UVA,” he said.



Destined to come to Culpeper soon, the mobile Alliance Imaging PET/CT scanner is now at Novant Health UVA Health System's Lake Manassas Cancer Center in western Prince William County.

The mobile unit—with its lead-lined walls—can park outside, like a camper, and serve people. A new concrete pad has been built outside the hospital in recent weeks to receive the unit.

Novant Health UVA Health System will provide the PET/CT services in partnership with Alliance Healthcare Radiology, a nationally recognized company for mobile imaging services.

The Culpeper hospital will share the mammoth, 18-wheel mobile scanner with Novant Health UVA Health System's Lake Manassas Cancer Center in Gainesville.

Sharing a mobile unit helps spread its operating costs among two or three hospitals, Patel said. This month, UVA Cancer Care is celebrating its 10th year at Culpeper Medical Center, he noted. Its presence in Culpeper has advanced the quality and level of cancer care in the community “by leaps and bounds,” Patel said.

cschemmer@starexponent.com

Combined together, PET and CT scanning can find inflamed areas within the human body or evidence of high cell turnover that may signal a cancer—and that could be missed with just a conventional CT scan, Patel said. Physicians can use a CT unit for an initial consultation, but having a PET/CT unit can “help immensely” in determining whether a cancer is gone, or not, after treatment, he said.

Culpeper Medical Center physicians have been working to bring the PET/CT service to the community for at least two or three years, Patel said.

The Virginia Department of Health issued the required state certificate of public need for the device in January 2020, but the COVID-19 pandemic slowed the project, he said.

Physically, no space was available at the Culpeper hospital's main imaging center to build a new facility, Patel said. But with the mobile PET/CT scan unit, patients don't need to come inside the Medical Center for an exam.



Patients lie on this bed while being examined in the mobile unit that houses the Novant Health UVA Health System's PET/CT scanner.

DIVISION OF ASTHMA, ALLERGY & IMMUNOLOGY

Message from Michael Nelson, Division Chief, Asthma, Allergy and Immunology Chief



Michael Nelson, MD

The May installment of the DoM Medicine Matters newsletter marks the first during my tenure as Chief of the Division of Asthma, Allergy, and Immunology. I want to take the opportunity to shine a light on the many varied and exciting things happening within our Division. I also want to express my deep appreciation for the chance to try to fill the very large footprints that continue to be laid by Dr. Thomas Platts-Mills, who has so expertly led this Division for nearly three decades. I am grateful that Tom will continue being an active member of the Division, leading our research arm and his extraordinary work on alpha-gal allergy.

The following pages will showcase some of the activities currently underway, or beginning shortly, by our dynamic and dedicated group of faculty members. Since my arrival, I have been even more impressed by the tremendous dedication, brilliance, collaborative focus, and achievements by one and all. There is no wonder why our Division continues to be so highly regarded nationally and internationally alike.

I want to extend my sincere thanks to all who have welcomed me since my arrival on grounds in November of 2020. Having returned to UVA after retiring from my over 25-year military and medical career, I found many aspects of UVA, the DoM, and the Medical Center to be familiar and welcoming. In contrast, a great many other things have changed and changed for the better. I remember looking out of my 5th-floor

pharmacology floor window (in the original wing of what was then called Jordan Hall), watching the “new” Hospital and the Link be built from the ground up. It is exciting to see the continued progress, from a renamed Pinn Hall currently undergoing needed renovation to the brand new Battle building housing our Division’s Modell Foundation Pediatric Primary Immune Deficiency Clinic. The call to join this Division, and return to UVA, was the only opportunity that would have enticed me to leave great family, friends, and professional opportunities in the DC metropolitan area. What I see that has not changed is the passion that our Division, and our Department, has for providing cutting-edge research and high-quality patient care that I witnessed first-hand as an MD and PhD student so many moons ago.

I look forward to giving back to the institution that put me on the path to a very successful career in military medicine and in the specialty of allergy and immunology.

In reviewing our featured article from last year, we had only just begun our COVID-19 pandemic battle. Here we stand, one year later, and the battle continues. I am proud to be a part of a large, strong academic institution and Department who have been at the forefront of providing such great care to the patients we are privileged to treat, all while leading cutting-edge research that is helping patients worldwide. I am incredibly proud to be a part of this Division that has pivoted to conduct meaningful research on COVID-19 diagnostics and vaccine immune response while continuing to be national leaders in allergic and immunologic disease research. It is also no wonder why the Allergy-Immunology Fellowship program, led by Dr. Monica Lawrence, is so highly competitive and continues its long legacy of producing leaders in our specialty.

Our Division personnel has answered the call in these desperate times. I am extremely proud of our clinical arm from the many faculty, fellows, nursing, and access associates who have answered the call to be a valuable resource to UVA Health patients in need. Our attendings have volunteered for additional inpatient duties during peak hospitalizations and provided expert consultations on admitted patients.

I am also particularly proud of the leading role in COVID-19 immunizations our faculty and nursing personnel has embraced and taken to new levels since my arrival. From volunteering for vaccination clinics at ERC or in the community to creating a specialty vaccination clinic for high-risk patients, our Division personnel has stepped up to be a UVA institutional and regional patient resource. Being at the forefront of military health system vaccine programs for most of my career, I am so excited to see our Division work with our many colleagues at UVA to offer the very best for our patients regarding vaccine health.

While there appears a shining light on the horizon of hope and a life after this pandemic, our Division recognizes that the finish line remains well into the future. There is a lot of clinical and research work ahead. We, collectively, must remain diligent. I am 100% confident that the Division of Asthma, Allergy, and Immunology will continue to lead by example and meaningfully contribute to paving the way for successfully conquering this pandemic. ~ Michael Nelson, MD

DIVISION OF ASTHMA, ALLERGY & IMMUNOLOGY

Division of Asthma, Allergy and Immunology Research Activities

Platts-Mills Lab and Willson Lab



Thomas Platts-Mills, MD

Core team members in Dr. Thomas A.E. Platts-Mills' lab include Jeffrey Wilson, MD, PhD, Core team members include Dr. Thomas A.E. Platts-Mills, Dr. Jeffrey Wilson, Behnam Keshavarz, PhD and Lisa Workman, BA. Working as a team, a major area of research relates to the tick-acquired mammalian meat allergy, often referred to as the 'α-Gal syndrome'. Since the initial description of the syndrome a little over 10 years ago, the lab has continued to play an important role in increasing our understanding of the pathophysiology and manifestations of the syndrome. Current interests relate to emerging evidence that IgE sensitization to the relevant carbohydrate allergen – galactose-α-1,3-galactose (α-Gal) – could have implications for disorders that are not traditionally considered to be 'allergic diseases'. To pursue the

hypothesis that α-Gal could be relevant to heart disease we are collaborating with Coleen McNamara, MD and Angela Taylor, MD, MPH in cardiology, Robert Hawkins, MD in Cardiothoracic surgery and also Ani Manichaikul, PhD in the School of Public Health Sciences. A major new interest relates to the possibility that α-Gal could be an important cause of IBS-like symptoms among subjects who live in areas where the lone star tick is endemic. To better understand risk factors for α-Gal sensitization we are collaborating with Cade Nylund, PhD at the Uniformed Services University of the Health Sciences in DoD-funded research to assess sensitization incidence among military recruits. We are also working closely with Phil Cooper, PhD to study α-Gal sensitization in a cohort of children in rural Ecuador who live in an area that is largely still pre-industrial. The group also has ongoing interests in the nature of antibody responses to common food and aero-allergens, such as cow's milk and dust mite, with a specific focus on how these responses differ among different populations. Striking differences that are seen between children living in pre-and post-industrial societies likely have implications for thinking about the factors that have contributed to the rise of allergic diseases. The group has several recent publications and is currently funded by an NIH R-37 and R-21 grant. In addition, Dr. Wilson was recently awarded an AAAAI Faculty Development Award for work related to the α-Gal syndrome. Following receipt of the UVA Manning COVID-19 Research Fund, the team began work to develop an assay to measure antibodies to SARS-CoV-2. Taking advantage of the assay, they have described in quantitative terms the magnitude of antibodies to SARS-CoV-2 that developed in individuals who were naturally infected. This work was made possible by the efforts of several investigators at UVA who mobilized to study COVID-19, including Drs. Alexandra Kadl and Judith Woodfolk. Work is ongoing to measure antibody levels in individuals who have received COVID-19 vaccines. This has been made possible by the efforts of Dr. Nathan Richards, who has facilitated the recruitment of over 200 UVA employees into the vaccine cohort since January 2021.

Borish Lab



Lawrence Borish, MD

Dr. Larry Borish's laboratory's primary focus remains the role of rhinovirus in precipitating asthma exacerbations. These NIH-funded studies include a U01 designed to define the role of an innate immune response, including anti-viral and T2-promoting immune responses, by infected airway epithelial cells as they might distinguish the consequences of RV infections in asthmatics and healthy control subjects. These studies are further supported by an R21 that investigates evidence for nascent type 2 inflammation in the lungs of pre-school children with problematic wheeze undergoing clinically indicated bronchoscopies in whom rhinovirus (RV) infection is identified. Also, for the next 2½ yrs, the Borish laboratory will be the co-lead sponsor of a Regeneron-funded investigator-initiated study entitled "Viral infection in asthma

(VIA) Study: A randomized, placebo-controlled study to assess cellular and molecular markers related to experimental rhinovirus infection in mild asthmatics, and the effect of dupilumab in this investigational model." The goal of this study will be to assess the molecular and cellular basis by which dupilumab prevents the development of an RV-induced asthma exacerbation. Unrelated to the RV studies, the Borish lab collaborates closely with Dr. Gerry Teague in pediatrics as co-PI for the UVA commitment to the NHLBI funded PreCISE Asthma Network Clinical Centers. These are studies that will enroll severe treatment-resistant asthmatics and investigate novel therapeutics in this refractory population. Finally, we also have several investigator-initiated pharmaceutical studies. Currently, we are enrolling patients in a GSK sponsored study to investigate type 2 inflammation in COPD and, more specifically the expression of IL-5 receptor on airway neutrophils. And, lastly, we are supported by a Regeneron funded investigator-initiated award involving the role of dupilumab in attenuated staphylococcus aureus infection in chronic sinusitis and amelioration of the dysbiotic state.

DIVISION OF ASTHMA, ALLERGY & IMMUNOLOGY

Division of Asthma, Allergy and Immunology Research Activities



Woodfolk Lab

Judith A. Woodfolk, MD, PhD

The Woodfolk lab studies adaptive immunity to respiratory viruses in man and how this goes awry in patients with chronic respiratory diseases. Our inter-disciplinary team involves partnerships with physician-scientists across the Department and a diverse group of collaborators inside and outside UVA. The Woodfolk lab uses high-dimensional immuno-phenotyping methods and novel computational tools to monitor the immune response to rhinovirus (RV) in a human experimental infection model (NIH U01 project). This novel model involves challenging healthy individuals with two different RV strains to better understand how adaptive response components link to cross-protective immunity. Work in another RV infection model planned for later this year will test how type 2 cytokine blockade influences the immune response to RV in patients with asthma. The analytical pipelines developed in RV infection models have allowed our team to pivot rapidly to work on SARS-CoV-2/COVID-19. Ongoing initiatives in this area include: (1) Monitoring the evolution of T cell responses to SARS-CoV-2 in recovered patients to identify biomarkers of post-acute pulmonary complications (collaboration with Drs. Catherine Bonham, Alexandra Kadl, Mike Shim, Jeffrey Sturek, Jeffrey Wilson and Behnam Keshavarz); and (2) Defining the protective features of T cell immunity in vaccinated individuals. A novel aspect is the incorporation of MHCII/peptide tetramers to track rare virus-specific CD4+ T cells in the blood and tissues. We hope that our work will inform the rational design of vaccines and provide tools for immune monitoring in broader disease settings.



Emily McGowan, MD, PhD

McGowan Lab

Dr. McGowan's group continues to expand their research on an emerging form of food allergy, eosinophilic esophagitis (EoE). Through her NIH/NIAID K23 Award, Dr. McGowan established the UVA EoE Cohort with her collaborators Drs. Bryan Sauer (Adult Gastroenterology) and Barrett Barnes (Pediatric Gastroenterology). This cohort longitudinally follows approximately 300 patients, and it was designed to examine the environmental, nutritional, and immunologic drivers of this disease. In addition, Dr. McGowan recently received a NIH/NIAID R21 Award to examine non-IgE mediated activation of mast cells via food-derived peptides and the role of this pathway in EoE. In a recently funded American College of Gastroenterology award, she and her fellow PI, Dr. Bryan Sauer, are working to understand better the role of dietary triggers in the pathogenesis of EoE. Her group is also collaborating with Dr. Irving Allen (Virginia Tech School of Veterinary Medicine), through a recently funded iTHRIV pilot grant (NIH/NCATS) to investigate the role of the non-canonical NF-kB pathway in the pathogenesis of this disease. Finally, UVA is now a site for the international, multi-center Phase III trial of Dupilumab in treating Eosinophilic Esophagitis (R668-EE-1774).



Monica Lawrence, MD

Lawrence Lab

Dr. Monica Lawrence continues to work with Dr. W. Gerry Teague in Pediatrics and Dr. Larry Borish to understand the airway inflammatory milieu of children with severe treatment-refractory asthma. Along with Dr. Borish, she is also researching the role of a low IgE as a sentinel biomarker for evolving humoral immunodeficiency (research sponsored by the Jeffrey Modell Foundation and CSL Behring).



Anna Smith, MD

Smith Lab

Dr. Anna Smith along with Dr. Michael Nelson is leading the UVA study site for a national NIH/NIAID sponsored study of allergic reactions to the mRNA COVID-19 vaccines. The purpose of the SARS Vaccination study is to investigate if people with a history of serious allergic reactions or those with mast cell disorders are more at risk of having a reaction after receiving either the Pfizer-BioNTech COVID-19 Vaccine or the Moderna COVID-19 Vaccine and what factors may promote allergic reactions to either vaccine to include measurements of biomarkers. This study is now open for enrollment for people ages 18-69 years old with a history of serious allergic reactions or a mast cell disorder, or a history of no allergies at all.

DIVISION OF ASTHMA, ALLERGY & IMMUNOLOGY

Division of Asthma, Allergy and Immunology Fellowship Program Update

Our long-standing fellowship program continues to celebrate the many achievements of our fellows-in-training. We congratulate our 2021 graduating fellows, Dr. William Eschenbacher, who will be entering private practice in Richmond, and Dr. Alice Knoedler, who will be entering private practice in Minnesota. In July of 2020, we welcomed two new fellows into the program: Dr. Ryan Eid (Beth Israel Deaconess, Internal Medicine) and Dr. Jaimin Patel (Lehigh Valley Health Network/University of South Florida College of Medicine, Internal Medicine). We also completed a very successful virtual recruitment season and are excited to welcome two new incoming fellows in July: Dr. Kelly Boyd (UTSW, Pediatrics) and Dr. Thomas Makin (UVA, Internal Medicine).


Our fellows have stayed very busy despite the challenges of the COVID pandemic and have successfully participated in research projects on aspirin-exacerbated respiratory disease (Dr. Eschenbacher; mentor Dr. Larry Borish); alpha-gal allergy (Dr. Knoedler and Dr. Patel; mentor Dr. Jeffrey Wilson); and eosinophilic esophagitis (Dr. Eid, mentor Dr. Emily McGowan). They have presented their work at the American Academy of Asthma Allergy & Immunology and American College of Asthma Allergy & Immunology national meetings, as well as the recent 59th Annual Swineford Allergy Conference held on Grounds in April 2021.




Will Eschenbacher, MD, Rung-chi Li, D.O. PhD (who completed the program in November and is now in private practice), Jaimin Patel, DO, Ryan Eid, MD, and Alice Knoedler, MD

DIVISION OF ASTHMA, ALLERGY & IMMUNOLOGY

Division of Asthma, Allergy and Immunology Fellowship Program Update



Alice Knoedler, MD and Will Eschenbacher, MD



Ryan Eid, MD and Jaimin Patel, DO

Selected Publications

Heymann PW, Platts-Mills TA, Woodfolk JA, Borish L, Murphy DD, Carper HT, Conaway MR, Steinke JW, Muehling L, Gerald TW, Kennedy JL, Irani AM, McGraw MD, Early SV, Wheatley LM, Adams AP, Turner RB. Understanding the Asthmatic Response to an Experimental Rhinovirus Infection: Exploring the Effects of Blocking IgE. *J Allergy Clin Immunol.* 2020 Feb 1. [Epub ahead of print]

Eccles JD, Turner RB, Kirk NA, Muehling LM, Borish L, Steinke JW, Payne SC, Wright PW, Thacker D, Lahtinen SJ, Lehtinen MJ, Heymann PW, Woodfolk JA. T-bet+ Memory B Cells Link to Local Cross-Reactive IgG upon Human Rhinovirus Infection. *Cell Rep.* 2020 Jan 14;30(2):351-366.e7.

Glesner J, Kapingidza AB, Godzwon M, Offermann LR, Mueller GA, DeRose EF, Wright P, Richardson CM, Woodfolk JA, Vailes LD, Wünschmann S, London RE, Chapman MD, Ohlin M, Chruszcz M, Pomés A. A Human IgE Antibody Binding Site on Der p 2 for the Design of a Recombinant Allergen for Immunotherapy. *J Immunol.* 2019 Nov 1;203(9):2545-2556.

Paul AGA, Muehling LM, Eccles JD, Woodfolk JA. T cells in severe childhood asthma. *Clin Exp Allergy.* 2019 May;49(5):564-581.

Davidson WF, Leung DYM, Beck LA, Berin CM, Boguniewicz M, Busse WW, Chatila TA, Geha RS, Gern JE, Guttman-Yassky E, Irvine AD, Kim BS, Kong HH, Lack G, Nadeau KC, Schwaninger J, Simpson A, Simpson EL, Spergel JM, Togias A, Wahn U, Wood RA, Woodfolk JA, Ziegler SE, Plaut M. Report from the National Institute of Allergy and Infectious Diseases workshop on “Atopic dermatitis and the atopic march: Mechanisms and interventions”. *J Allergy Clin Immunol.* 2019 Mar;143(3):894-913.

Zhang L, Borish L, Smith A, Somerville L, Albon D. Use of mepolizumab in adult patients with cystic fibrosis and an eosinophilic phenotype: case series. *Allergy Asthma Clin Immunol.* 2020 Jan 6;16:3.

Platts-Mills TAE, Li RC, Keshavarz B, Smith AR, Wilson JM. Diagnosis and Management of Patients with the α -Gal Syndrome. *J Allergy Clin Immunol Pract.* 2020 Jan;8(1):15-23.e1.

Steinke JW, Lawrence MG, Teague WG, Braciale TJ, Patrie JT, Borish L. Bronchoalveolar lavage cytokine patterns in children with severe neutrophilic and paucigranulocytic asthma. *J Allergy Clin Immunol.* 2021 Feb;147(2):686-693.e3. doi: 10.1016/j.jaci.2020.05.039. Epub 2020 Jun 9. PubMed PMID: 32526308.

Thaivalappil SS, Garrod AS, Borowitz SM, Watkin LB, Lawrence MG. Persistent Unexplained Transaminitis in COPA Syndrome. *J Clin Immunol.* 2021 Jan;41(1):205-208. doi: 10.1007/s10875-020-00832-4. Epub 2020 Sep 24. PubMed PMID: 32970305.

Phillips EC, Gupta M, Li RC, Sohn JK, Lawrence MG. Novel Pathogenic C2 Variant Associated with Disseminated GBS Infection. *J Clin Immunol.* 2020 May;40(4):662-664. doi: 10.1007/s10875-020-00784-9. Epub 2020 May 8. PubMed PMID: 32385807.

Martin E, Minet N, Boschat AC, Sanquer S, Sobrino S, Lenoir C, de Villartay JP, Leite-de-Moraes M, Picard C, Soudais C, Bourne T, Hambleton S, Hughes SM, Wynn RE, Briggs TA, Patel S, Lawrence MG, Fischer A, Arkwright PD, Latour S. Impaired lymphocyte function and differentiation in CTPS1-deficient patients result from a hypomorphic homozygous mutation. *JCI Insight.* 2020 Mar 12;5(5). doi: 10.1172/jci.insight.133880. PubMed PMID: 32161190; PubMed Central PMCID: PMC7141395.

Straesser M, Keshavarz B, Borish L, Khokhar D, Holian A, Charlton NP, Platts-Mills TAE, Wilson JM. alpha-Gal on Crotalidae-polyvalent Fab antivenom (CroFab): Investigating the relevance to immediate hypersensitivity reactions. *J Allergy Clin Immunol Pract.* 2020.

Wilson JM, Keshavarz B, Retterer M, Workman LJ, Schuyler AJ, McGowan EC, Lane C, Kandeel A, Purser J, Ronmark E, LaRussa J, Commins SP, Merritt T, Platts-Mills TAE. A dynamic relationship between two regional causes of IgE-mediated anaphylaxis: alpha-Gal syndrome and imported fire ant. *J Allergy Clin Immunol.* 2020.

Wilson JM, Li RC, McGowan EC. The Role of Food Allergy in Eosinophilic Esophagitis. *J Asthma Allergy.* 2020;13:679-88.

DIVISION OF ASTHMA, ALLERGY & IMMUNOLOGY

Selected Publications

Wilson JM, Keshavarz B, James HR, Retterer MKC, Schuyler AJ, Knoedler A, Workman LJ, Ng'ang'a L, Chico ME, Ronmark E, Heymann PW, Perzanowski MS, Platts-Mills TAE, Cooper PJ. alpha-Gal specific-IgE prevalence and levels in Ecuador and Kenya: Relation to diet, parasites, and IgG4. *J Allergy Clin Immunol.* 2021.

Keshavarz B, Platts-Mills TAE, Wilson JM. The use of microarray and other multiplex technologies in the diagnosis of allergy. *Ann Allergy Asthma Immunol.* 2021.

Keshavarz B, Wiencek JR, Workman LJ, Straesser MD, Muehling LM, Canderan G, Drago F, Bonham CA, Sturek JM, Ramani C, McNamara CA, Woodfolk JA, Kadl A, Platts-Mills TAE, Wilson JM. Quantitative Measurement of IgG to Severe Acute Respiratory Syndrome Coronavirus-2 Proteins Using ImmunoCAP. *Int Arch Allergy Immunol.* 2021:1-8.

Eccles, JD, RB Turner, NA Kirk, LM Muehling, L Borish, JW Steinke, SC Payne, PW Wright, D Thacker, SJ Lahtinen, MJ Lehtinen, PW Heymann, JA Woodfolk. 2020. T-bet+ memory B-cells link to local cross-reactive IgG upon human rhinovirus infection. *Cell Reports* 30:351-66.

Heymann P, TAE Platts-Mills, JA Woodfolk, L Borish, D Murphy, HT Carper, M Conaway, J Patrie, JW Steinke, L Muehling, WG Teague, JL Kennedy, A-M Irani, M McGraw, S Early, RB Turner. 2020. Understanding the asthmatic response to an experiment infection with rhinovirus: Using the administration of omalizumab to explore the effects of blocking IgE. *J Allergy Clin Immunol.* 146(3):545-554.

Lal, D., L. Borish, K. Detwiler, S. Gray, J. Shyman, R. Kern, T. Laidlaw, M.J. Marino, S. Payne, A. Peters, Z. Soler, and M.A. Rank. 2020. The rational for multidisciplinary management of chronic rhinosinusitis with nasal polyposis. *J Allergy Clin Immunol. Practice* 8(5):1565-6. And: *Int Forum Allergy Rhinol.* 10(7):795-7.

Eschenbacher, W., M. Straesser, A. Knoedler, R-C Li, and L. Borish. 2020. Biologics for the treatment of allergic rhinitis, chronic rhinosinusitis, and nasal polyposis. *Immunology and Allergy Clinics Lanny J. Rosenwasser, ed.* 40(4):539-547.

Eschenbacher W. L. Borish. 2020. Our evolving understanding of the pathogenesis and presentations of chronic rhinosinusitis: Implications for therapeutic options. *Annals Allergy Asthma Immunol.* 124(4):303-4.

Naclerio, R., F. Baroody, C. Bachert, B. Bleier, L. Borish, E. Brittain, G. Chupp, et al. 2020. Clinical research needs for the management of chronic rhinosinusitis with nasal polyps in the new era of biologics. *A National Institute of Allergy and Infectious Diseases Workshop. J Allergy Clin Immunol: In Practice* 2020 8(5):1532-1549.

Borish, L. 2020. Insights into how innocuous foods or proteins deserving of immune ignorance can become allergens. *J Clin Invest* 130(10):5118-5120.

Stevens, W.W., E. Jerschow, A.P. Baptist, L. Borish, J.V. Bosso, K.M. Buchheit, K.N. Cahill, P. Camp, S.H. Cho, A. Keswani, J.M. Levy, A. Nanda, T.M. Laidlaw, A.A. White. 2021. The role of aspirin desensitization followed by aspirin therapy in managing patients with aspirin-exacerbated respiratory disease: A work group report from the American Academy of Allergy, Asthma, and Immunology. *J Allergy Clin. Immunol.* 147(3):827-844.

Eschenbacher, W, R Eid, L Borish. 2021. Recent discoveries regarding the pathogenesis of chronic rhinosinusitis and their implications for future therapies. *Ann Allergy Asthma Immunol.* 126(2):107-8.

Borish, L., J. Patel, J. Gurrola 2021. When medical treatment fails: Surgical interventions for allergic rhinitis. *Annals Allergy Asthma Immunol.* (in press).

Eid, R. and L. Borish. 2021. Eosinophils in anti-viral immunity and (perhaps) a benefit of having asthma during a SARS-CoV2 pandemic. *Annals Allergy Asthma Immunol.* (in press).

Engler RJM and Nelson MR. Host immune responses to influenza infection and vaccines: Lessons learned for all viral pandemic challenges. *Ann Allergy Asthma Immunol.* 2020;125(1):2-3.

Davis CM, Apter AJ, Casillas A, Foggs MB, Louisias M, Morris EC, Nanda A, Nelson MR, Ogbogu PU, Walker-McGill CL, Wang J, Perry TT. *J Allergy Clin Immunol.* 2021 Mar 10:S0091-6749(21)00365-1. doi: 10.1016/j.jaci.2021.02.034. Online ahead of print.

DIVISION OF ASTHMA, ALLERGY & IMMUNOLOGY

The Swineford Conference 2021



Dr. Thomas Platts-Mills introduces Dr. Scott Smith from Vanderbilt University who delivered his presentation virtually.

By **THOMAS A.E. PLATTS-MILLS, MD, FRS** (for the organizing committee)

April 9th of 2021 marked the 59th meeting of the Swineford Allergy Conference (SAC). For those that may not be familiar, the SAC is the longest-running, local scientific meeting in the U.S. focused on the treatment and study of allergic disease. As was the fate of so many meetings scheduled last year, the COVID-19 pandemic forced the cancellation of last year's conference. That only bolstered our desire, and that of our CME planning committee, to hold our meeting this Spring. I can say that all involved with the conference, from presenters to participants alike, were pleased to join together and felt the meeting was a great success.

President Ryan easing the group size limitations, we could host approximately thirty people in Pinn Hall Auditorium and had nearly fifty participants join remotely. We also featured two presenters who made their presentations remotely. Admittedly, this would not have been our preference, but we were pleasantly surprised at how well the format was received.

While not proposing to go over all of the talks, we would like to emphasize the range of science by highlighting several presentations. Our program featured several outside speakers. First, from Vanderbilt, Scott Smith, MD described the technique and potential impact of developing monoclonal IgE antibodies derived from allergic individuals. Following that, Dr. Michail Lionakis, from the NIH, outlined a fascinating genetic defect that had provided real insight into a form of fungal immunity. Several of our current and former fellows gave talks, including two returning from practice. Matthew Straesser, MD, discussed the evidence that CROFAB reactions in patients can cause allergic reactions because of the alpha-Gal epitope on the animal-derived FAB fragments. Also, Dr. Rung-chi Li returned to us from Maine to discuss evidence that IgG4 deposits in the esophagus of patients with EoE include relevant-food proteins close to the IgG4 molecules. In the afternoon, the current Swineford Professor outlined new insight into the mechanisms of milk processing that are relevant to the increase in Eosinophilic Esophagitis (EoE). Finally, the new head of the Division, Dr. Michael Nelson, who is on the FDA panel evaluating COVID vaccines, gave a fascinating talk about the details of different vaccines.

We are already planning next year's event, the 60th; we intend it to be a significant gathering and international scientific event.



DIVISION OF ASTHMA, ALLERGY & IMMUNOLOGY

FACULTY PROFILE - Tim Kylin



Tell us a little bit about yourself.

I have been at UVA for 7 years after starting my medical career in Boston, where I met my wife. We did the usual, live in the suburbs, and work in the city thing for a while, but then kids and the cost of daycare complicated the picture. One day my wife, got an email about job openings in her line of work at UVA and nudged me to take a look as well. She is a product of the UVA system so, was itching to come back. One thing leads to another, and we both ended up at UVA. I proudly lay claim to the spousal hire title.

Why Healthcare?

Until I win the lottery, I figure I can help people breathe a little easier, be less rashy, and be less miserable during their allergy season.

What brought you to Charlottesville?

My wife convinced me that Charlottesville provided an excellent work-life balance.

What excites you about your work?

When I first got into medicine, my focus was primary care and providing longitudinal care across the age spectrum. Allergy/Immunology provides me with the same type of care but with a more focused niche.

Proudest/greatest achievement outside the professional realm?

Being able to check off the majority of my wife's wish list for her 40th year of celebration, including a surprise birthday party with friends from near and far (in person, pre-COVID).

Next life?

To be the founder of the next Apple, Google, etc.

What are you usually doing on the weekend?

I usually have working out on my to-do list but rarely does that happen.

How did you meet your partner?

At work in the hospital. This was, of course, telling myself through the years that I would not marry another health care professional.

What's the one thing you always have in your fridge?

Chicken nuggets for the kids.

Favorite vacation/activity spot?

Historically a beach resort has been the location of choice, but with the current COVID pandemic, a house with a private pool is a must-have.

Most admired person, and why?

As clichéd as it sounds, my parents are still the source of inspiration. As with any real-world experience, having lived through it holds more weight than reading about it. Being an immigrant and witnessing the sacrifices they made time and time again to carve out a future for my sisters, and I provide a framework for my outlook on life.

Best advice anyone ever gave you?

Everything is about perspective, so don't sweat the small stuff.

What about you would surprise us?

I am pretty good at sports.

What is a talent or skill that you don't have that you wish you did?

There is a side of me that wishes I had some musical talent and could get people worked up at open mic night.

Favorite fictional characters?

Mr. T.

If you could go back in time, what year would you travel to?

Any year pre-COVID pandemic.

What is the last book you read for pleasure?

It's been so long that I can't remember.

What's the most unusual thing you have ever eaten?


Eggplant.

Do you collect anything?

Watches, they have become a standard part of my wardrobe. This also means that I will probably never own a smartwatch since I don't see myself wearing it day in and day out.

What was your first job, how old were you?

Delivering the local paper in the neighborhood when I was 12 years old.



DIVISION OF ASTHMA, ALLERGY & IMMUNOLOGY

FELLOW PROFILE - Ryan Eid



Tell us a little bit about yourself.

I have been a fellow in the Division of Allergy/Immunology at the University of Virginia for ten months. I am originally from Louisville, Kentucky, and am a graduate of the University Of Louisville School Of Medicine (Go Cards!). I completed my Internal Medicine training In Boston, Massachusetts, at Beth Israel Deaconess Medical Center. I have loved living in Charlottesville with my wife and a miniature poodle named Louis.

What brought you to Charlottesville?


The University of Virginia was my top choice for fellowship. UVA is a fantastic institution and the Division of Allergy/Immunology is a well-rounded program with talented clinical and research faculty.

What excites you about your work?

I love getting to meet new people every day. I enjoy hearing the patients' stories and having the opportunity to help them feel better.

Proudest/greatest achievement outside the professional realm?

My puppy won the sitting contest during his beginner puppy course.



What are you usually doing on the weekend?

Watching Arsenal Football Club and hiking with my wife and our puppy named Louis.

How did you meet your partner?

We met on a blind date at our favorite coffee shop in Louisville, Kentucky.

What's the one thing you always have in your fridge?

Lemonade.



Favorite vacation/activity spot?

Portugal, especially the Alentejo region.

What about you would surprise us?

I know how to make caesar salad dressing from scratch.

What is a talent or skill that you don't have that you wish you did?

I wish I were a polyglot.

If you could go back in time, what year would you travel to?

Probably to the early 20th century, perhaps the roaring 20's.

What is the last book you read for pleasure?

A book called "The Club" which is the story about how the English Premier League Became the Wildest, Richest, Most Disruptive Force in Sports.

Do you collect anything?

Wine corks from special occasions and vacations.

What was your first job, how old were you?

I worked in a fine dining Italian restaurant for ten years. I started working as a busser when I was 16 years old and eventually worked as a waiter until finishing medical school.